

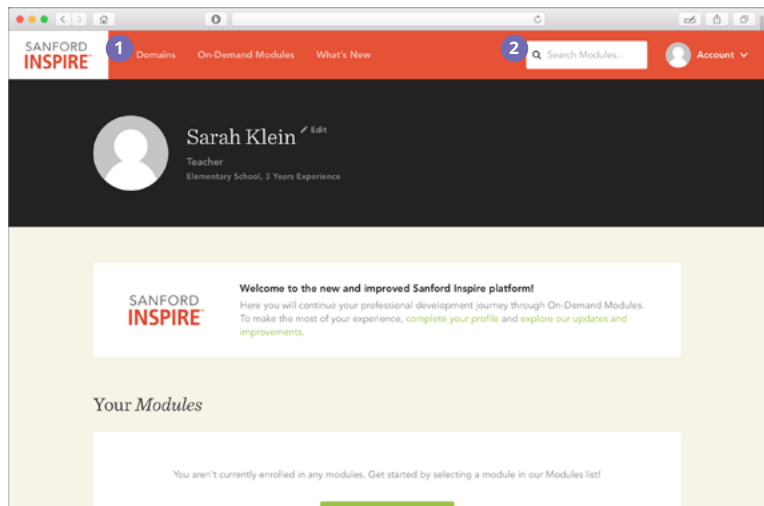
How Access and Complete On-Demand Modules

On-Demand Modules are free for everyone, everywhere. To get started, simply head over to modules.sanfordinspire.org. Refer to this walkthrough if you need help, which guides you through the process of creating an account and completing a module.

Your Account Overview & Finding a Module

After you've registered your account at modules.sanfordinspire.org, you will be automatically logged in and will arrive at your Account Overview page. Here, you can view and make changes to your profile, observe the progress you've made in On-Demand Modules you've started or completed, view certificates you've earned, and access modules that you've bookmarked.

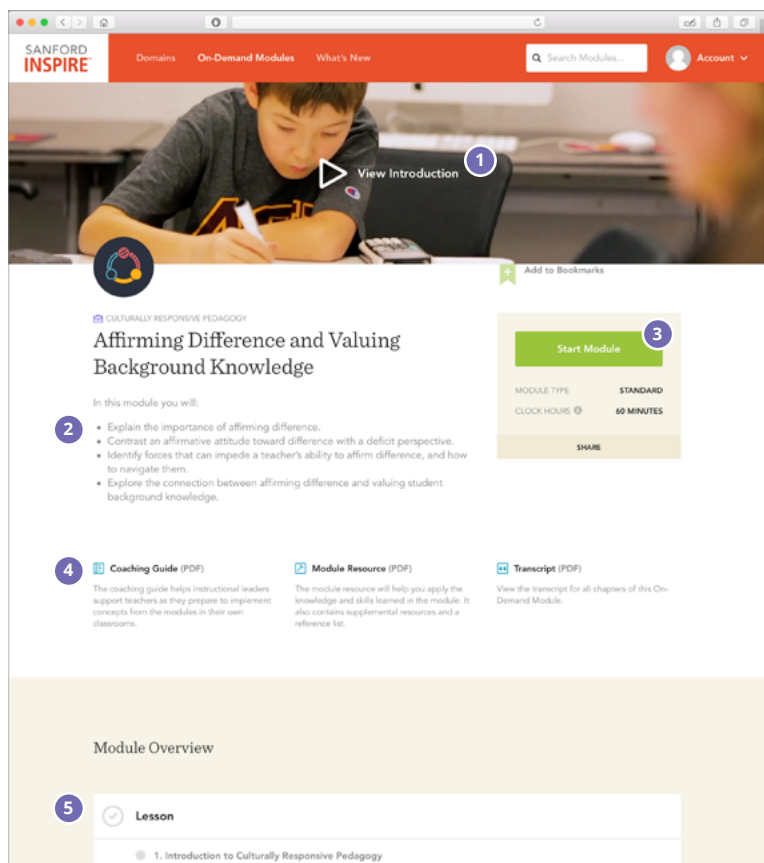
- 1 There are many ways to find exactly the right module for you. We recommend clicking 'Domains' and selecting a topic that suits you.
- 2 Alternatively, you can enter a search term of your choosing (try *'bullying'* or *'differentiation'*).



Get Invested

This is the Module Overview page. It contains a wealth of information to help orient you to what you'll be learning. Let's look at the page piece-by-piece.

- 1 At the top, a course introduction video will explain why this course's aspect of inspirational teaching is important.
- 2 Just below the course introduction video and module title, the course objectives are clearly described.
- 3 You can begin the lesson at any time by clicking the green button at the right.
- 4 The Coaching Guide, Module Resource, and Transcript are available for download as PDFs on the Module Overview page.
- 5 You can jump to a specific part of a module in this next section. You can also use this area to get an idea of the topics you'll be learning about before beginning the lesson.



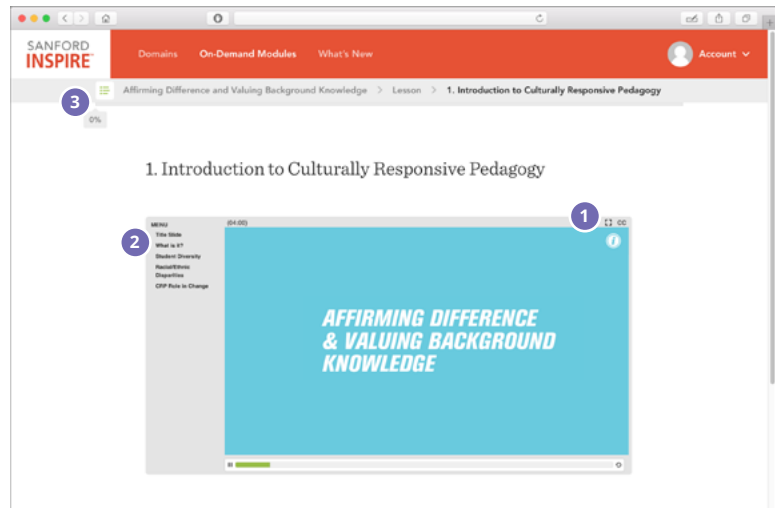
Lesson

The first section of every On-Demand Module is the Lesson, which is split up into chapters. Here, an interactive video will introduce new concepts and build background knowledge.

- 1 You can enter full screen mode or toggle closed captions at any time using the controls at the top right of the player.
- 2 Missed something important? Click a title in the menu to jump back to a previous section.

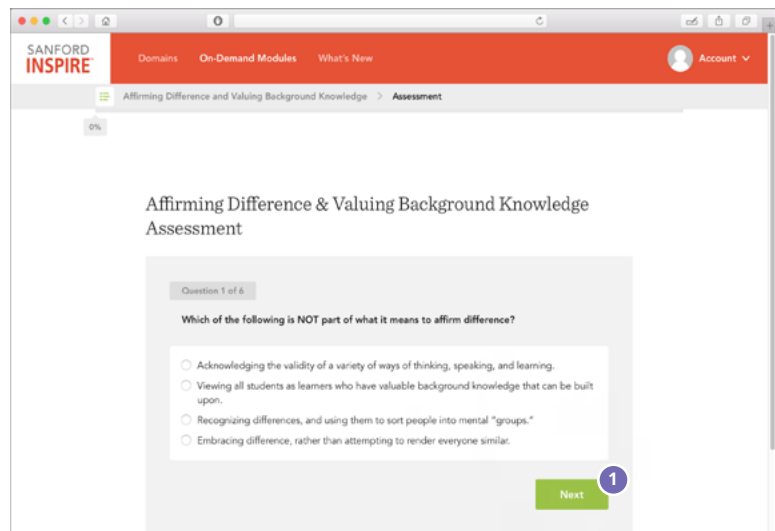
At the end of each video, a green button will appear in the middle of the player to proceed to the next chapter.

- 3 You can see how far along you are or jump to another section of the module at any time by clicking the slide-out menu at the top left.



Assessment

- 1 Once you've completed the Lesson section, you will be prompted to begin the Assessment. Each Assessment contains 5-6 questions of various types. Select your responses and click 'Next' to proceed to the next question.
- ! Remember: you'll need to score 100% on the Assessment to earn your certificate and proceed to the Conclusion. Don't worry-- there are no limits as to how many times you may attempt the Assessment.



Conclusion

Once you've passed the Assessment with a score of 100%, you may proceed to the Conclusion. Here, you can immediately view your certificate, download the Module Resource to take with you into the classroom, or further your learning by accessing a related module (scroll down).

That's it! Please note that each On-Demand Module is structured as described by this guide, offering a unique yet consistent professional development experience.

